



EAGLE JUNCTION STATE SCHOOL

Year 3 2025 BYOD iPad Program

Tuesday 12th November





Welcome

- **Principal:** Amanda Hawkswell
- **Deputy Principal Year 2-3:** Angela Dawson
- **Library & Year 3 Teacher:** Sarah Robbins

Overview

- Introduction to BYO iPad at EJSS
- iPad model specifications
- Set up procedures
- Online safety at school & at home

Our vision: Supporting future-focussed learning

Eagle Junction State School's BYO iPad Program facilitates the development of knowledge and skills necessary for the 21st century world, including **digital literacy, innovative and creative thinking, effective communication and productivity.**

At Eagle Junction, we are committed to the use of technology to **enhance teaching and learning.** We guide our students to **use technology safely and responsibly.** We aim to **engage, challenge and empower our learners,** to become confident, creative and critical citizens within our global community.



Digital Literacy in the Australian Curriculum



What is BYOD?

BYOD stands for **Bring Your Own Device**.

BYOD is an initiative that allows students to bring a personal technology device to school to use for educational purpose to help to meet their learning needs under the direction of the classroom teacher.

At EJSS, for the purposes of BYOD, 'device' means a privately owned iPad.



What devices are permitted?

Apple iPads are the only permitted device for BYOD at EJ.

A consistent device:

- ✓ Ensures compatibility with school programs and applications
- ✓ Allows for ease of sharing between teachers and students using AirDrop and for teachers to monitor student iPad activity (at school only) using Classroom
- ✓ Allows our teachers to focus on teaching and learning rather than familiarising themselves with different operating systems



EJSS iPad Program

BYO iPad was first implemented at EJSS in 2014 as a Prep – 6 model. Following school review process and parent consultation in 2019, the model was revised in 2020:

Prep – Year 2

12 school-provided iPads per class
Small group learning opportunities.

Year 3 – 6

BYO iPads and school-provided iPads
to achieve 1:1 device access and
whole class instruction.

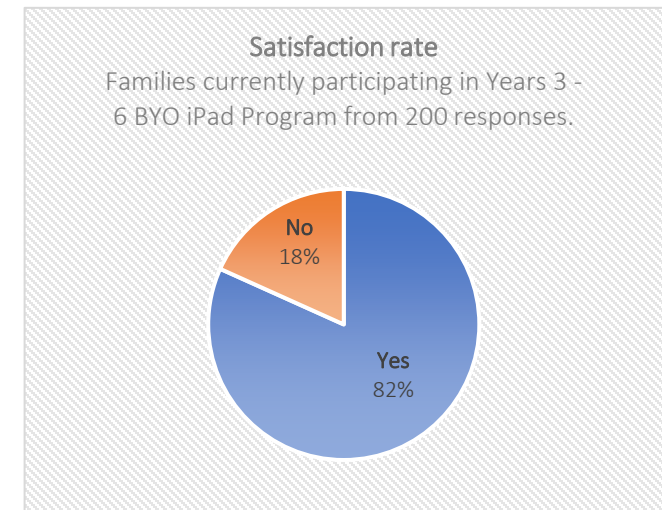
- Year 6: BYOD - had iPad since Prep
- Year 5: BYOD - had iPad since Prep
- Year 4: BYOD - had iPad since Year 3
- Year 3: BYOD - first year with iPad

EJSS iPad Program – Parent survey

Thank you to all families who participated in our BYO iPad Program community survey. The purpose of this survey was to gauge community satisfaction with our current program and to generate ideas for future directions.


The following trends from the data were identified:

- 82% of families currently participating in the BYO Program (Years 3 – 6) were satisfied with our current program.
- 60% of families surveyed said they would be interested in the option to leave BYO iPads at school on school evenings.



BYO iPads – an ‘opt in’ model

- The decision to participate in the BYO iPad program is at each family's discretion.
- Families may choose to **not** opt-in based on *financial or personal preferences*.
- The school provides classroom sets of iPads to ensure equitable access to devices for learning, with funding provided from the P&C.
- Equity iPads deployed in each classroom from Year 3 – 6.
- These devices may be shared and cannot be taken home.



Why iPads?

- iPads provide a **powerful** and **age-appropriate** platform for engaging with digital literacies, suiting both our youngest students and being sophisticated enough to engage our senior students.
- They are **portable**, allowing learning to happen both within and outside of the classroom.
- They allow **instant access** to digital learning and **immediate sharing** of resources. Students can access lesson resources at home or while away.
- iPads include **in built features** such as a camera, voice recording and video recording allowing for creation of multi-modal products and personalisation of learning.
- They support **all functions** available on laptops used within a primary school setting (e.g. Microsoft suite, OneDrive, school email, etc.).

How iPads are used for learning at EJ

Emus are large flightless birds native to Australia. They have a diet which is made up of grains, grasses, flowers, berries, insects and grubs.

Emus

Beak
Long neck
Feathers
Thin scaly legs because most predators would attack the legs.

Their habitat includes grassy lands and woodlands because that is where they find their food. An emus main predator is the dingo. To protect themselves they also have three shiny pointy talons on each foot so they keep safe.

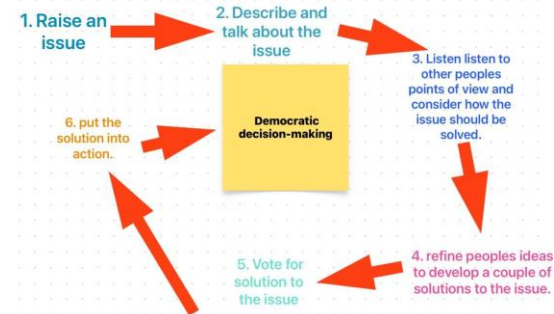
counting in 4s

counting in 4s

Sport	Value
Soccer	10
AFL	1
Hockey	4
Gymnastics	4

Part A Q1 You have made a toy that is moved by a push or pull.

cardboard
glider
cardboard straw
1. pull
2. push
gravity pull
Air resistance push



What are some natural features of Indonesia?

Some natural features are volcanoes, one of the famous volcanos is Mt Krakatoa.

Many volcanoes erupt and earthquakes occur. There are rainforests too.

There are lots of beautiful temples, national parks and mountains.

Some beautiful temples are Buddhist Borobudur Temple and the Hindu Prambanan Temple.



How are Australia and Indonesia's natural features similar? How are they different?

Indonesia has more people than Australia. Indonesia has 250 million and Australia has 26 million.

Indonesia is southeast Asia and Australia is not southeast Asia.

Indonesia is on the equator but Australia is not on the equator.

Indonesia is similar to Australia by having beautiful beaches.



BYO

IPAD PROGRAM

2025



*A Great Place to Grow,
A Greater Place to Learn*

TABLE OF CONTENTS



03

Teaching and Learning Vision

04

iPads within the school environment

06

iPad model specifications

07

iPad protection, accessories, finance and insurance

09

Set up procedures

10

School Focus settings

12

Recommended settings & Intune

14

App Lists

16

General Care

18

Cyber safety

19

iPad support

20

iPad Terms of Use and Participation Agreement



BYO iPad Options

Purchasing a new iPad

We recommend:

- iPad 10th Gen (9th also acceptable)
- Wifi model
- Standard size (10 inch)
- Minimum 64 GB

Existing iPad

- Compatible with latest iOS - currently 18.0.1
- Standard sized models preferred
- Wifi model preferred
- iPad Mini not compatible
- Minimum 64 GB
- Cellular - sim cards removed



Acceptable models

<i>Device</i>	<i>Wi-Fi Model</i>	<i>Wi-Fi & Cellular Model</i>
iPad 6 th – 10 th Gen	YES	YES – NO SIM
iPad Air – 4 th & 5 th Gen	YES	YES – NO SIM
iPad Pro [^]	YES	YES – NO SIM

[^]Standard screen size only (10.5 & 11 inch models).

Incompatible models

<i>Device</i>	<i>Wi-Fi Model</i>	<i>Wi-Fi & Cellular Model</i>
iPad 1 st – 5 th Gen	NO	NO
iPad Mini	NO	NO
iPad Air – 1 st & 2 nd Gen	NO	NO

A minimum storage of 64gb is recommended.

WiFi over Cellular



- iPads are available as Wi-Fi or Wi-Fi + Cellular models
- We recommend the Wi-Fi only model
- If you have a cellular model, you must ensure the SIM card is not installed or cellular access is not enabled.
- 4G/5G access by students at school is strictly not allowed.

iPad set up 1: Child's Apple ID

- It is **highly recommended** that all students have their own Apple ID, set up through Family Sharing.
- This ensures other family members personal or work files, apps, photos and messages do not sync with their device and so that parental controls can be enabled through Family Sharing.
- Children under 13 years of age require a Child Apple ID.
- If parents/carers do not already have an Apple ID, option is to set up an Apple ID account for yourself, as children under 13 cannot have an account that is not linked to an adult account.




Family Sharing

iPad set up 2: Microsoft Intune (Comp Portal)

- **Intune (Comp Portal)** is the Department's **Mobile Device Management Platform**
 - Connects BYO iPads to the school WI-FI network
 - School email is automatically configured
 - Access and download all school learning applications and websites
- Instructions for installation are available on school website: [Intune installation guide](#)
- Student MIS (Managed Internet Service) username and password required – this will be emailed to all Year 2 families shortly

For more information around privacy, see [Education QLD BYOx Link](#)




App/Program list 2025




You may choose to download these apps individually through the App Store, or you can wait for your child to be enrolled in Intune. All free apps will be listed and can be downloaded through Intune. Paid apps (Book Creator for iPad) must be purchased through the App store.

All students

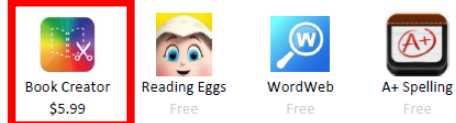
Apple apps




Microsoft apps




Literacy apps




Numeracy apps



Japanese apps




Other apps



Year 3 apps




Year 4+ apps



Year 5+ apps



Year 6 apps



* All apps (except for Book Creator) can be downloaded through Intune.

Headphones & accessories

iPad 6 – 9th Gen

- Recommended: a **Lightning to 3.5mm Headphone Jack Adapter** (to avoid broken headphone jacks) - \$15 from Apple

iPad 10th Gen

- Required to purchase a **USB-C to 3.5mm Headphone Jack Adapter** (no headphone jacks in this model) - \$15 from Apple
- A **sturdy case** that will protect your child's iPad, ideally with a plastic screen protector.

Optional:

- **Bluetooth keyboard and/or stylus**



Little Sun over-ear headphones with microphone



Example of an appropriate case

Expectations at school

- Student Agreement for Responsible iPad Use
- School Focus minimises disruptions from notifications and limits home screens to school uses.
- Classroom app allows for monitoring by teachers, locking & focusing access, and sharing resources with the class.



Student Agreement



FOR RESPONSIBLE IPAD USE

- 1 I will bring my charged iPad to school every day, with all web pages and apps closed.
- 2 I will set a School Focus to reduce distractions.
- 3 I only use school approved apps and websites during class time when instructed by my teacher.
- 4 I will turn off my screen to listen to the teacher.
- 5 I will not take photos or videos of another student, unless instructed by a teacher.
- 6 I will not communicate with other students or family members during school hours using iMessage or AirDrop.
- 7 I will handle my iPad safely and store it in my bag when travelling to and from my classroom.
- 8 I will always treat my classmates with respect when using technology.



When using iPads, I follow the **School Rules** of being **Respectful, Responsible and Safe** and I use the **EJ Learning Powers** to guide my learning.



iPad Parental Controls

- Parental Controls and Restrictions can be set up through **Screen Time & Family sharing**:
 - Content & privacy restrictions for web-browsers, apps, videos, music & books
 - Downtime setting allows screen time limits on browsers and apps
 - Communication limits to manage contacts
 - App store activity (Ask to Buy)
- Refer to **EJSS iPad Handbook 2025** for more information & links



Family Sharing

Internet Filters at school

- The Department has a responsibility in ensuring the safety of students while using the internet at school and on any school-provided device.
- The **Department of Education internet filters** on the school network apply to student owned devices when they are connected to the school network.
- Through **Symantec WebFilter**, the type of content that students may be exposed to while online is restricted by the system's website categorisation process.
- The Department ensures websites are blocked if they are inappropriate, malicious, illegal, dangerous or conflict department policy.



Internet Filters at home

- Applying filters to your home Wi-Fi network means that filters are applied on all your devices- laptops, tablets, smartphones, game consoles and Smart TVs.
- Filters are available through some **routers** provided by Internet Service Providers.
- **Software filters** can also be purchased, for devices and/or home Wi-Fi networks .
- A list of Family Friendly Filter software is available at: [Family Friendly Filters](#) *Parents are reminded that filtering systems are not foolproof and **do not replace the need for adult supervision** when children are online.*

For more information, visit: [eSafety Commission - Parental Controls](#)



Online safety education

- Embedded, ongoing and integrated across the Learning Areas - **Health, Digital Technologies** and **Media Arts** from Prep – Year 6.
- Student and parent sessions will be held annually.

Best practice online safety education should be based on a multicomponent framework addressing:

1.
Students' rights and responsibilities in the digital age



2.
Resilience and risk



3.
Effective whole-school approaches



4.
Integrated and specific curriculum



5.
Continuously improved through review and evaluation



Future directions & next steps

- Option to leave BYO devices at school overnight, for those who prefer coming in 2025
- BYO iPad Terms of Use & Participation Agreement to be sent out shortly for families to inform the school of their intention to participate in the program.
- MIS IDs will be emailed to allow families to set up Intune (Comp Portal) prior to school beginning in 2025.

