

Year 3 2024
BYOD iPad Program
Wednesday, 8 November



Welcome

A/Principal: Tim Adsett

Deputy Principal Year 2-3: Angela Dawson

Head of Teaching and Learning: Tania Sanfilippo

Library: Sarah Robbins

Year 3 Teachers: Jessica Chia, Sophie Zipf, Chloe Sellick and Alisha Ford

EJSS Vision

Eagle Junction State School promotes a teaching and learning culture that prioritises and supports curriculum delivery to meet the needs of every student. Our vision is to ensure students access teaching and learning through a variety of modes including digital learning to support and enhance teaching practice and learning rigour.

The Eagle Junction State School BYO iPad Program:

- Enables personalisation of student learning through access to rich learning resources
- Best facilitates the development of knowledge and skills necessary for the modern day learner, including digital-age literacy, innovative and creative thinking, effective communication and productivity
- Provides an engaging, interactive environment for learning
- Strengthens links between home and school, giving parents the opportunity to see what their child is learning at school
- Allows students the opportunity to display prior knowledge to topics and therefore be co-constructive in their own journey
- Store relevant learning episodes on personal devices for easy recall and access throughout the year
- Enables the demands of the Australian Curriculum's general capabilities (critical and creative thinking, digital literacy, ethical understanding, intercultural understanding, literacy, numeracy and personal and social capability) to be taught flexibly and seamlessly across the learning areas.

What is BYOD?

BYOD stands for Bring Your Own Device. BYOD is an initiative that allows students to bring a personal technology device to school to use for educational purpose to help to meet their learning needs under the direction of the classroom teacher.

At EJSS, for the purposes of BYOD, 'device' means a privately owned iPad.



What devices are permitted?



- Apple iPads are the only permitted device for BYOD at EJ.
- A consistent device ensures compatibility with school hardware and applications.

What year levels will be part of the BYOD Program in 2024?

Year 6: BYOD - had iPad since Prep

Year 5: BYOD - had iPad since Prep

Year 4: BYOD - had iPad since Year 3

Year 3: BYOD - first year with iPad

What if I do not send an iPad?

Classes will share iPad sets (8 per class).
Students will not be able to take school-owned devices home.

Links to the Curriculum



What are the benefits of the BYOD Program?

The General Capability: Digital Literacy



What are the benefits of the BYOD Program?

- The regular use of a personal technology device enables students to utilise ICTs (information and communication technologies) with greater ease for learning when it is necessary.
- A single-user device ensures that students are better able to manage and operate hardware and software for their learning purposes.
- Increased student confidence and engagement with learning because students are familiar with their device.
- Increased student engagement as students can utilise digital tools and resources as required to access and share information and ideas.
- Greater student autonomy in the classroom.
- Maturing of students as digital citizens who embrace digital opportunities and responsibilities.
- Bridging the gap between learning at school and at home due to the ease of collaborating and access to a range of digital resources.

Purchasing a new iPad

We recommend:

- iPad 10th Gen (9th also acceptable)
- Wifi model
- Standard size (10 inch)
- Minimum 64 GB



WI-FI over cellular



- iPads are available as **Wi-Fi** or **Wi-Fi + Cellular models**
- **We recommend the Wi-Fi only model**
- If you have a cellular modal, you must ensure the SIM card is not installed or cellular access is not enabled.
- 3G/4G/5G access by students at school is strictly not allowed.

Existing iPad

- Standard size models preferred
- Minimum 64 GB capacity
- Compatible with iOS 17



Existing iPad – acceptable models

Device name	WiFi Model	Cellular Model
iPad 1st – 5th Gen	No	No
iPad Mini	No	No
iPad Air 1st & 2nd Gen	No	No
iPad Pro 1st Gen	No	No
iPad 6th – 10th Gen	Yes	Yes – No SIM
iPad Air 3rd – 5th Gen	Yes	Yes – No SIM
iPad Pro 2nd – 6th Gen	Yes	Yes – No SIM

Headphones & accessories

iPad 6 – 9th Gen

- Recommended: a **Lightening to 3.5mm Headphone Jack Adapter** (to avoid broken headphone jacks)
- \$15 from Apple



Little Sun over-ear headphones with microphone










iPad 10th Gen




- Required to purchase a **USB-C to 3.5mm Headphone Jack Adapter** (no headphone jacks in this model)
- \$15 from Apple
- A **sturdy case** that will protect your child's iPad, ideally with a plastic screen protector.








Example of an appropriate case

App List 2024


Apps for Year 3		Reasons for Use	
	Book Creator for iPad Please do not purchase the app Book Creator One as it will only allow your child to make one book. This App is used often, across different subject areas and across year levels.	\$5.99	To create eBooks across the curriculum.
	Word**	Free	For word processing. **Students access by signing in with their school username and password.
	NAP Locked down browser* * Please note this can only be used at school during scheduled trial and NAPLAN testing times with school provided codes.	Free	To participate in trial and online NAPLAN tests.
	Seesaw	Free	Provides access to individual Seesaw learning journal accounts.
	Reading Eggs	Free	Provides access to individual Reading Eggs accounts.
	Matific: Maths Games	Free	Provides access to individual Matific accounts.
	Whiteboard by MLC	Free	To solve problems and explain thinking in a digital math workspace.
	Number Pieces by MLC	Free	For use of virtual base ten pieces to represent and work with multi-digit numbers.
	Pattern Shapes by MLC	Free	For exploring counting, geometry, and fractions with a set of virtual pattern blocks.

	Pattern Shapes by MLC	Free	For exploring counting, geometry, and fractions with a set of virtual pattern blocks.
	Math Clock by MLC	Free	For exploring time and fractions on virtual clocks.
	Fractions by MLC	Free	For representing fractions with denominators from 1 to 100 with circle and bar models.
	Geoboard by MLC	Free	For exploring shapes and their properties.
	Pages	Free	For speech to text.
	Google Earth	Free	For supporting studies in H.A.S.S.
	Scratch Jr.	Free	To develop coding skills.
	Kana School: Japanese Letters	Free	For Japanese letter recognition.
	Hiragana Memory Hint (English)	Free	Uses mnemonics to help with the study of Hiragana.
	Paper by WeTransfer	Free	To create and develop graphic design and art skills.
	Sushi Monster	Free	For drill and practise of numerical operations.

	Magic Jigsaw Puzzles – Games HD	Free	To develop problem solving skills.
	A+ Spelling Test	Free	For practising spelling concepts.
	ChatterPix Kids	Free	Provides voice and character to inanimate objects.
	Jumbo Calculator	Free	For exploring mathematical concepts.
	Dictionary.com for iPad	Free	To search for word definitions.

App list available on EJSS website under 'Parent Resources'.

Connecting to the school network



- **Intune** is a secure mobile management system that allows use of school Wi-Fi, emails, learning applications and websites on personal devices.
- Student EQ username (MIS ID) and passwords are required to set up and will be sent home at the beginning of 2024.
- An instruction guide will be provided to help you prepare the iPad for using the school's network.

More information about using Intune available on EJSS website under 'Parent Resources' and provided by classroom teachers in 2024.

Internet Filters at School

- The standard Department of Education filters which are currently provided on the school network will apply to student owned devices when they connect to the school network.
- The Department has a responsibility in ensuring the safety of students while using the internet at school and on any school-provided device.
- Through the internet filtering system Symantec WebFilter, the type of content that students may be exposed to while online is restricted by the system's website categorisation process.
- The Department ensures websites and web applications are blocked if they are inappropriate, malicious, illegal, dangerous or conflict department policy.

Internet Filters at Home

- Some internet service providers provide routers incorporating parental control features as part of their broadband products.
- Some wi-fi routers come with software that allows you to set up parental controls across your whole family wi-fi network. The advantage of this is that the rules you make are applied on all your devices-laptops, tablets, smartphones, even game consoles and smart TVs.
- Search online for child-friendly wi-fi products using terms like 'child friendly routers', 'child friendly wi-fi', 'family friendly routers' and 'child safe wi-fi'. Or check out the products accredited through the [Family Friendly Filters scheme](#)^{External link}.
- Parents are reminded that filtering and monitoring systems are not foolproof and do not replace the need for parental supervision when children are online.
- Vigilance is vital regardless of the device your child is using to access the internet.
- We recommend checking out:

<https://www.esafety.gov.au/parents/issues-and-advice/parental-controls>

How do teachers use iPads in the classroom?

iPads must be brought to school daily

- fully charged
- apps loaded
- free space



*Each class has a set of 8 iPads for students without their own devices.**

Examples of how we may use iPads in the classroom:

- Sharing information, point of view (Chatterpix)
- Creating digital data displays (Number)
- Creating multimodal texts (Book Creator)
- Reading fluency and expression (video)
- Spelling word sorts (Seesaw)
- Coding, direction (Scratch Jr)

Teacher Reflections from 2023

Sophie: See-Saw

Chloe: iPads in mathematics

Jessica: iPads for monitoring progress

Alisha: iPads in English and reading groups

Charging iPads

- It is expected that personally owned iPads are brought to school fully charged.
- Students will be made aware that they will not have the opportunity to charge their iPads whilst at school.
- School iPads will be the responsibility of the student to put on charge before leaving school each day.
- If the iPad is not charged and goes flat during the day, alternative work options will be provided.

Inappropriate use: EJ Responsible Behaviour Plan



Eagle Junction State
School

Student Code of Conduct 2020-2023

Every student succeeding

Every student succeeding is the shared vision of Queensland state schools. Our vision shapes regional and school planning to ensure every student receives the support needed to belong to the school community, engage purposefully in learning and experience academic success.

Queensland Department of Education
State Schools Strategy 2019-2023

Uncontrolled copy. Refer to the Department of Education Policy and Procedure Register at <http://ppr.det.qld.gov.au/> to ensure you have the most current version of this document.

EAGLE JUNCTION STATE SCHOOL



49 Roseby Avenue, Clayfield Queensland 4011
Phones: (07) 3637 1111
Fax: (07) 3637 1100

Email: admin@eaglejunctionss.eq.edu.au
Website: eaglejunctionss.eq.edu.au

BYO iPad Program

The [BYOD Program Information](#) document can be viewed on the school website.

Student/Parent Memorandum of Understanding

General Use

I understand I must bring my iPad to school every day so it is available for when my teacher requires me to use it as a learning tool.
I understand that I may not use my iPad every day, however I still need to develop a routine and have it at school every day.
I will ensure my iPad is charged at the beginning of each school day.
I will leave my iPad charger at home unless directed to bring it to school under special circumstances.
I will hold my iPad with two hands when carrying it and will walk with it at all times.
I will ensure my iPad is kept in my school bag on the journey to/from school and before and after school.
I understand that my iPad is only to be used as a tool for learning and that I will not use it during break times.
I will keep food and drinks away from the iPad at school.
I will immediately report any accidents or breakages to my parents and teachers.

Content

I will only use my iPad as a tool for learning at Eagle Junction State School.
I permit my teachers and parents to perform checks to monitor that I have not installed illegal/unsuitable software applications, content and to allow them to check the websites which I visit.
I understand there will be consequences for inappropriate use including, but not limited to, loss of privilege of using the iPad for a period of time.
I am responsible to ensure my iPad is backed up.

Safety and Security

Whilst at school, I will only connect my iPad to Eagle Junction State School's internet network.
I understand that I am not permitted to access 3G/4G/5G internet at school.
Whilst at school, I will only visit websites and apps that my teacher directs me to and which supports my learning.
I will use the school email and network in a responsible and appropriate manner.
I am aware that my school digital behaviours are monitored by the school to ensure safe and appropriate use.
I will check with my teacher or any Eagle Junction State School staff member if I find, observe or experience anything that may be unsafe, disrespectful or inappropriate on my personal iPad, on a school device or any other student's device.
I will report any digital device problems to my teacher or Eagle Junction State School staff member promptly.
I will be cybersafe and cybersmart when using my iPad.
I will use my iPad lawfully and in accordance with the appropriate use guidelines regarding ethical use of digital devices.
For security reasons, I will not share account names and passwords with anyone unless requested by Eagle Junction State School staff when servicing the iPad.
I am responsible for the security and use of my iPad while at Eagle Junction State School.
I will follow the school rules by being *Respectful, Responsible, Safe, Resilient and Confident* when using digital devices both at school and at home.

I understand if the above conditions are breached, I may lose my privilege to access my iPad at Eagle Junction State School for such time, determined by the school.

Name of Student: _____ Student Signature: _____

Name of Parent: _____ Parent Signature: _____

Date: _____



A Great Place to Grow, A Greater Place to Learn

Security, theft or damage to the iPad

- iPads are the responsibility of the student.
- These devices will be stored in classrooms during break times.
- Students will be educated in the proper care and appropriate use of their device.
- Parents are advised to review their insurance policies to ensure that the BYOD device (and accessories) are covered outside of the home.
- It is an expectation that student owned iPads will be brought to school in a protective case.

EJSS will not accept responsibility for the security and safety of student owned devices.

Frequently Asked Questions

Does my child need to bring their iPad every day?

Yes. Only if asked by the teacher to not bring. While iPads may not be used in every lesson or every day, it is important your child has their iPad at school when required to avoid disruptions to the teaching and learning program.

Will the iPad ever be used as a reward or for spare time or rainy days?

No. They will only be used in the classroom as a learning tool. iPads will never be used as a reward or for finishing work quickly. They are never used at lunch breaks or on wet weather days.

Will my child use their iPad before or after school?

iPads are not to be used before or after school. When students arrive at school, it is a whole school rule that iPads stay in the children's school bag. Once in the room the teacher will have a set storage space for the iPads. It is the students' responsibility to put their iPad in the allocated place and follow any check-in procedures that may be in their classroom.

How much storage will I need?

You will need adequate storage (min 40% free) so that new videos and photos can be taken at school. Please back up and save personal iPad photos to a home computer to free space on the iPad.

Important notes for 2024

- Please don't send the iPad to school in Week One of Term One.
- Information will be sent home in the first week around permissions and connectivity.
- It would be great to have all apps on the iPad and ready to go for the second week of school. Perhaps a holiday job?

Thank you for coming tonight.

Any questions?