



Bring Your Own iPad Program 2024

Year 4

The Eagle Junction State School BYO iPad program supports digital literacy, allowing students to investigate, communicate and create using ICT across the curriculum.

Managing an iPad

Student responsibilities

- To bring a fully charged iPad to school *every day* with enough storage space for school projects.
- To ensure careful handling of the iPad, especially when transporting to and from school.
- To adopt responsible behaviours when using devices in accordance with the Eagle Junction IT User Agreements.

Parent/Carer responsibilities

- Assist their child/ren with establishing routines to ensure iPads are charged and have adequate space available.
- Ensure required Apps are installed and iOS updates are completed (see App List on the following page).
- Organise a separate school folder for school Apps. This can be done by dragging and dropping the required Apps on top of each other which creates a folder and renaming the folder 'School Apps'.
- Understand that there is no insurance through the school for theft or damage.



Frequently asked questions

Does my child need to bring their iPad every day?

Yes. It is important your child has their iPad at school every day to fully participate in the teaching and learning program.

How much storage will I need?

You will need adequate storage (minimum 40% free) so that new videos, photos and projects can be created at school.











Will my child use their iPad before school, after school or during break times?




iPads are not to be used before or after school, and must remain in bags until entering the classrooms. It is the students' responsibility to store their iPads in the allocated area in the classroom on arrival. iPads must remain in the classroom during breaktimes.

Thank you for your support.

Year 4 Teachers

New Apps for Year 4			Reasons for use
	Excel*	Free	Creating simple spreadsheets and graphs *Students access by signing in with their school username and password.
	PowerPoint*	Free	Creating multimedia presentations. *Students access by signing in with their school username and password.
	Numbers	Free	Creating simple spreadsheets and graphs
	Pages	Free	For word processing and document creation.
	Keynote	Free	Creates presentations
	SORA	Free	eBook reader
	Kana School: Japanese Letters - Learn Japanese Hiragana & Katakana	Free	Japanese letter recognition
	WordWeb	Free	To search for word definitions
	Jigsaw Bug: HD Puzzle Game	Free	To develop spatial reasoning and problem solving skills.
	Calculator – for iPad.	Free	For exploring mathematical concepts.

Apps from previous years			Reason for use
<p>Please Note: Students who have participated in the BYO device program in previous years may already have the following apps so are not required to re-purchase them.</p>			
 	<p>Book Creator for iPad</p> <p>Please do not purchase the app <u>Book Creator One</u> as it will only allow your child to make one book. This App is used often, across different subject areas and across year levels.</p>	\$4.49	Allows students and teachers to create eBooks across the curriculum.
	Reading Eggs	Free	Provides access to individual Reading Eggs accounts
	Matific: Maths Games	Free	Provides access to individual Matific accounts
	Word*	Free	Word processing. *Students access by signing in with their school username and password.
	Kana School: Japanese Letters - Learn Japanese Hiragana & Katakana	Free	Japanese letter recognition
	Kanji Memory Hint 1 (English)	Free	Uses mnemonics to help with the study of Kanji.
	Google Earth	Free	For supporting studies in H.A.S.S.
	Paper by WeTransfer	Free	To create and develop art skills
	Geoboard By MLC	Free	For exploring shapes and their properties

	A+ Spelling	Free	For practising spelling concepts.
	iMovie	Included with iPad purchase	To create movies
	Scratch Jr.	Free	To develop coding skills.